

Check out the other side!



KIDS' NEWS

January 2022



Storytimes

Join us for stories, songs, rhymes, and more!

Parents/caregivers must attend with children.

Babytime (ages birth to 24 months)

11:00am in the Community Room

Mondays: January 17, 24, and 31

Toddler Tales (ages 2 to 3)

9:30am or 10:30am in the Community Room


Wednesdays: January 19 and 26

Thursdays: January 20 and 27

Family Time (all ages)

10:30am in the Community Room

Fridays: January 21 and 28



The Library will be closed **Saturday, January 1 and Sunday, January 2** in observance of New Year's Day.

Lego Club

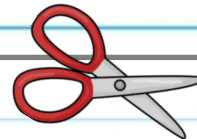
all ages

Saturday, January 8

10:00am-11:30am in the Community Room



Check out our STEAM Lego challenge while you are there!



Craft Saturday

all ages

Saturday, January 15

9:00am-4:00pm in the Harnischfeger Room

Make here or take home!

while supplies last

"Monkeys in the Middle"

presented by Kohl's Wild Theater

all ages

Monday, January 17

1:30pm in the Community Room

Join us for this hilarious double feature, during which you'll visit the African rainforest and then learn about recycling and the internet!



Elmbrook No-School Day!

ZIPLINE CHALLENGE

grades 3-5

Monday, January 24

1:15pm in the Community Room

Learn about gravity, drag, and friction while designing and building your very own toy zipline!

Registration is required and begins Monday, January 10.

PRESENTED BY



Elmbrook No-School Day!



Wiggles & Giggles

ages 3-8

Saturday, January 29

10:00am in the Community Room

Explore picture books that make you want to wiggle, dance, jump, and move during this 45 minute program!

Registration is required and begins Saturday, January 15.

Brookfield Public Library

1900 North Calhoun Road • Brookfield, WI 53005


(262) 782-4140, option 2

www.brookfieldlibrary.com



Follow us on Facebook!


facebook.com/brooklib.fb



SCENE

Welcome to our space for STEAM-related activities and recommended reading! Complete the activity below or read any book about this month's topic, and then stop at the Children's Reference Desk for a small prize!

THIS MONTH'S TOPIC: **CODING**




Coding Treasure Hunt

1. One person hides a "treasure" in an indoor or outdoor space.
2. Next, that person writes out instructions explaining how to find the hidden object. The instructions need to be very clear so the seeker knows exactly what to do in order to find the treasure.

Example:

- 1) Take 10 steps STRAIGHT
- 2) Turn RIGHT and take 5 big hops
- 3) Turn LEFT and crawl 8 times
- 4) Dig 2 inches down to find the treasure!



Once the instructions are written, the seeker follows them exactly. If instructions aren't clear enough, the hider may need to find the bug and fix it so the seeker can successfully locate the treasure.

Recommended Reading on Coding

<i>Coding in the Real World</i>	X 005.1 L991
<i>Coding From Scratch</i>	X 005.1 Z82
<i>Coding With Anna and Elsa</i>	X 005.133 P967
<i>You Wouldn't Want to Live Without Coding!</i>	X 005.133 W913

