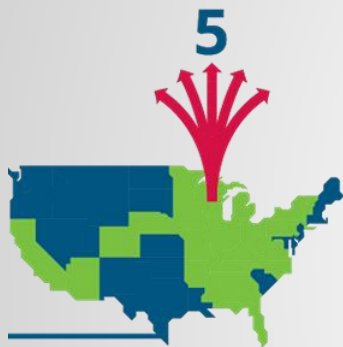


Elmbrook Schools



From Great to Greater

The Elmbrook Difference



26

States and **5 countries** outside the United States will host 2014 Elmbrook graduates as they attend colleges and universities such as Harvard, Penn, Duke and 70 different schools in the Midwest.

25.0



ACT Composite Score is the highest in Wisconsin among districts with 500 graduates or more each year.



Students took

1,607

Advancement Placement exams, the most of any of our benchmarks. Our students benefit from 20 AP course offerings and score a 3 or better on 80% of the exams taken.



\$7.8

MILLION

earned in total scholarships by the Class of 2014, led by **19 National Merit Finalists**.

53%



of all students successfully complete **one or more college-level course** opportunities each year.

District & School Report Cards

REPORT CARD	
Student Achievement	<input checked="" type="checkbox"/>
Student Growth	<input checked="" type="checkbox"/>
Closing Gaps	<input checked="" type="checkbox"/>
College/Career	<input checked="" type="checkbox"/>

- District Earned Wisconsin's Highest Rating - Significantly Exceeds Expectations
- 3rd Highest K-12 District Accountability Score in Wisconsin
- 7 of 9 Schools Designated as Significantly Exceeds, 2 Schools Exceeds Expectations

District Scorecard

Objective	Vital Measure	2011-12	2012-13	2013-14
Great Place to Learn	ACT Composite	25.4	24.9	25.0
	K-3rd grade students reading at or above grade level	N/A	62%	85%
	K-8 students meeting reading growth target	57%	61%	66%
	K-8 students meeting math growth target	68%	71%	77%
	Students earning a "B" or higher in Algebra 2 by 10th grade	33%	34%	37%
	Students meeting all four college readiness benchmarks	56%	54%	52%
	Students completing a college level course	48%	49%	52%
	Student Learning Engagement Index	N/A	N/A	78%
Great Place to Work	Culture of Innovation	N/A	N/A	5%
	Staff Engagement Index (Retention & Satisfaction)	91%	89%	87%
Great School District	Strategic Partnerships	3	6	11
	Resident Enrollment	6,268	6,252	6,308
	Resident Market Share	73%	74%	75%
	% Schools Earning Highest State Report Card Rating	11%	44%	78%

Staff Performance Accountability



- Educator Effectiveness
 - Growth Model
 - Linked to Student Performance
- Strategic Compensation System
 - Values Leadership
 - Incentivizes

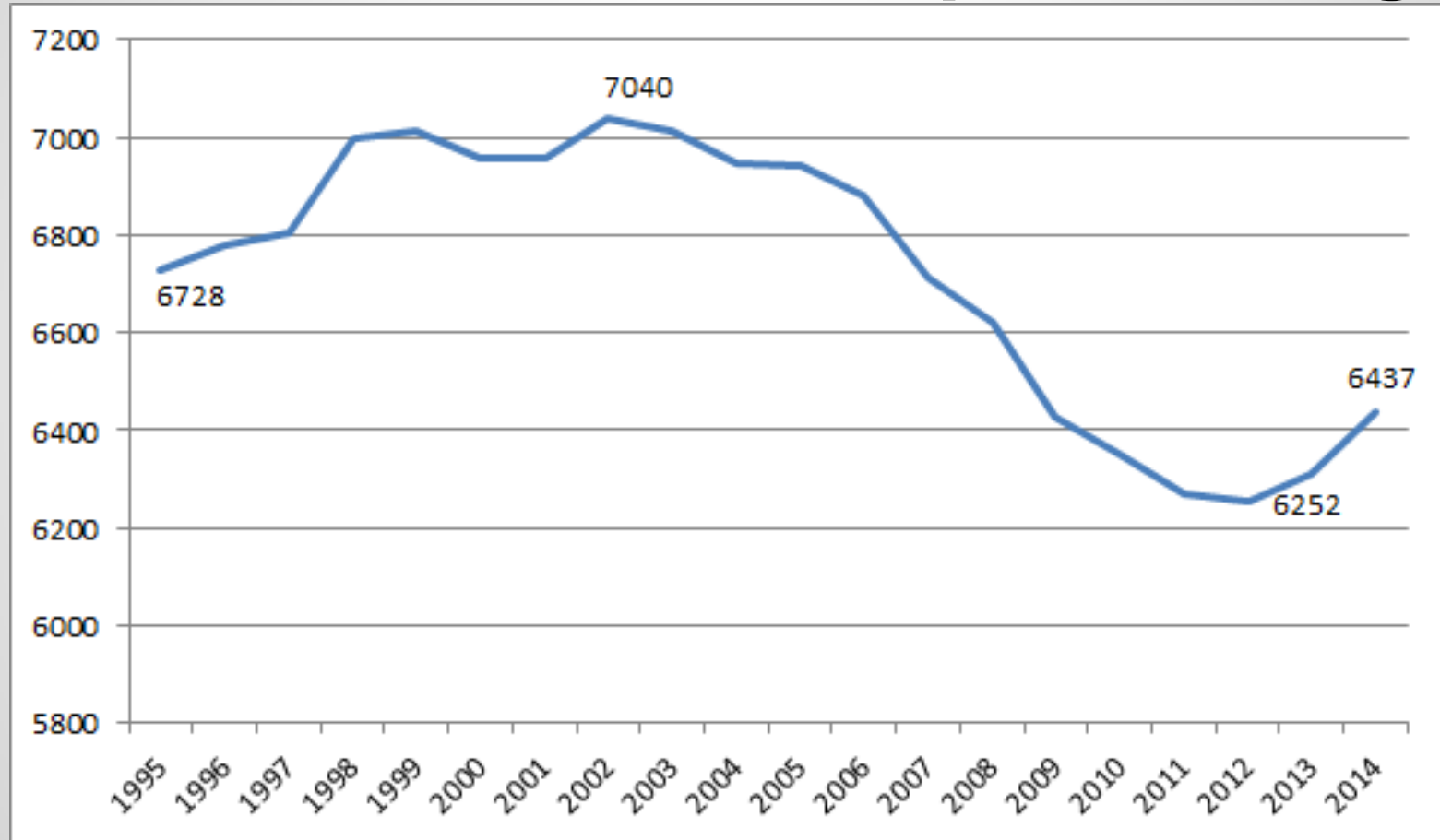
Strong Financial Performance

Benchmark Comparison

- Highest bond rating (Aaa)
- 3rd highest % spent on instruction (73%)
- Lowest % spent on administration (5%)
- 2nd highest dependence on local revenue (86%)



Resident Enrollment Impacts Budget



2014-15 Legislative Priorities



1. Establish a Sustainable K-12 Funding Model
2. Local Control for Curriculum, Instruction & Assessment
3. School Accountability for all Publicly-Funded Schools

Making Learning Personal

- Student-Centered Learning
- Opportunity for Voice & Choice
- Flexible Pathways
- Learning Targets



Personalization Supported by Technology



Personalizing Learning Spaces



Co-Curricular Opportunities




- 80% high school students participate
- Service opportunities through NHS, Rotary, Kiwanis
- Musicals at all levels - Peter Pan & Evita coming up at the Sharon Lynne Wilson Center
- Coding, Lego, Service & Leadership clubs @ Elementary & Middle

Community Partnerships

- Elmbrook Education Foundation
- Sharon Lynne Wilson Center
- Service Organizations
- BEAST Robotics



College and Career Success



WISCONSIN
UNIVERSITY OF WISCONSIN-MADISON

