

# Pilgrim Park Middle School

## Feeder System

### BROOKFIELD EAST HIGH SCHOOL

ACT Scores 2014-15:  
 Statewide: 24.2  
 Seniors: 25.7

### PILGRIM PARK MIDDLE SCHOOL

DPI School Report Card:  

| Year    | Score | Rating                |
|---------|-------|-----------------------|
| 2013-14 | 84.6  | Significantly Exceeds |

BURLEIGH  
ELEMENTARY  
SCHOOL

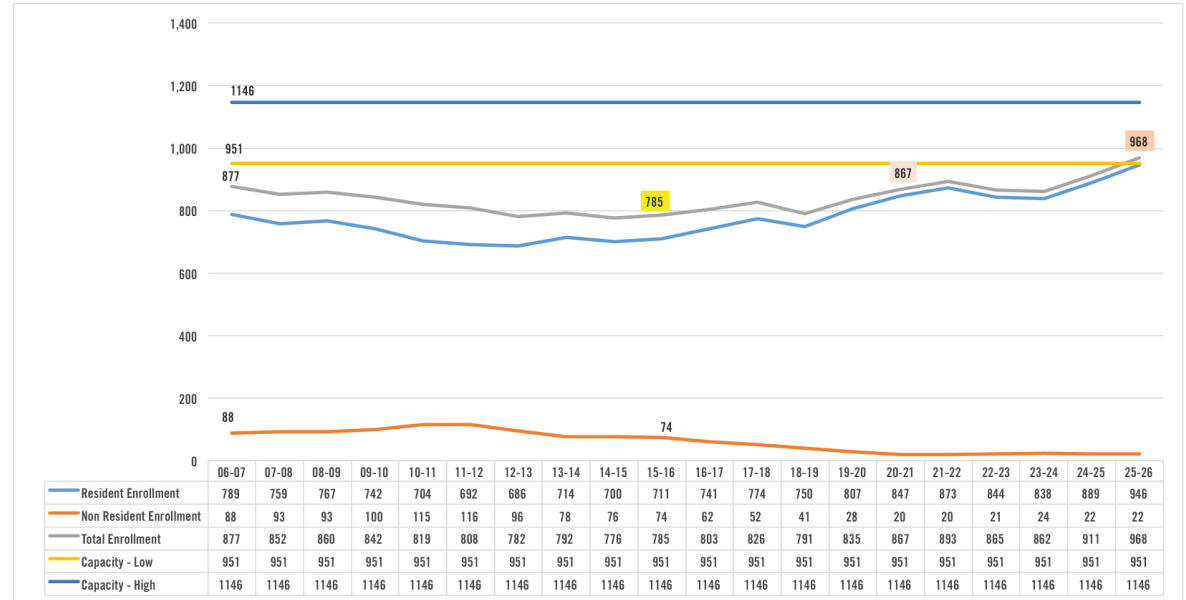
\*DIXON  
ELEMENTARY  
SCHOOL

TONAWANDA  
ELEMENTARY  
SCHOOL

The State of Wisconsin suspended the school report card in 2014-15.

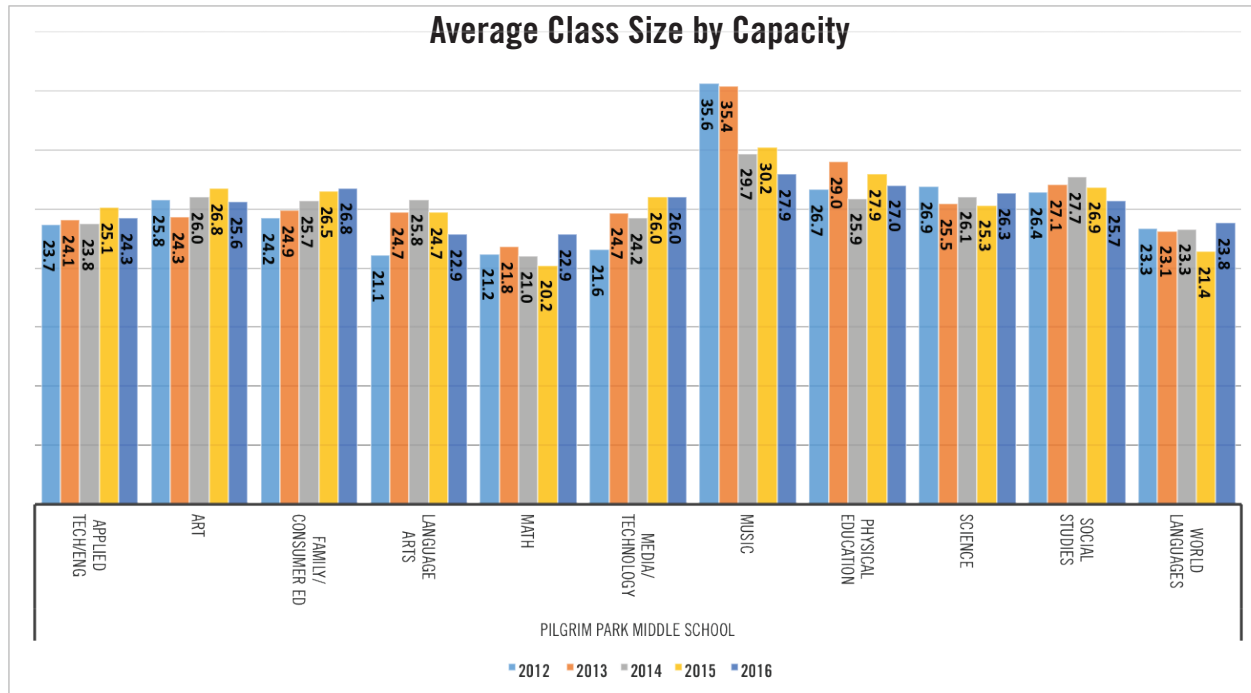
\*Tract 146 at Dixon attends Wisconsin Hills & Brookfield Central. The option to attend Pilgrim Park & Brookfield East is available but must provide own transportation.

## Enrollment & Capacity



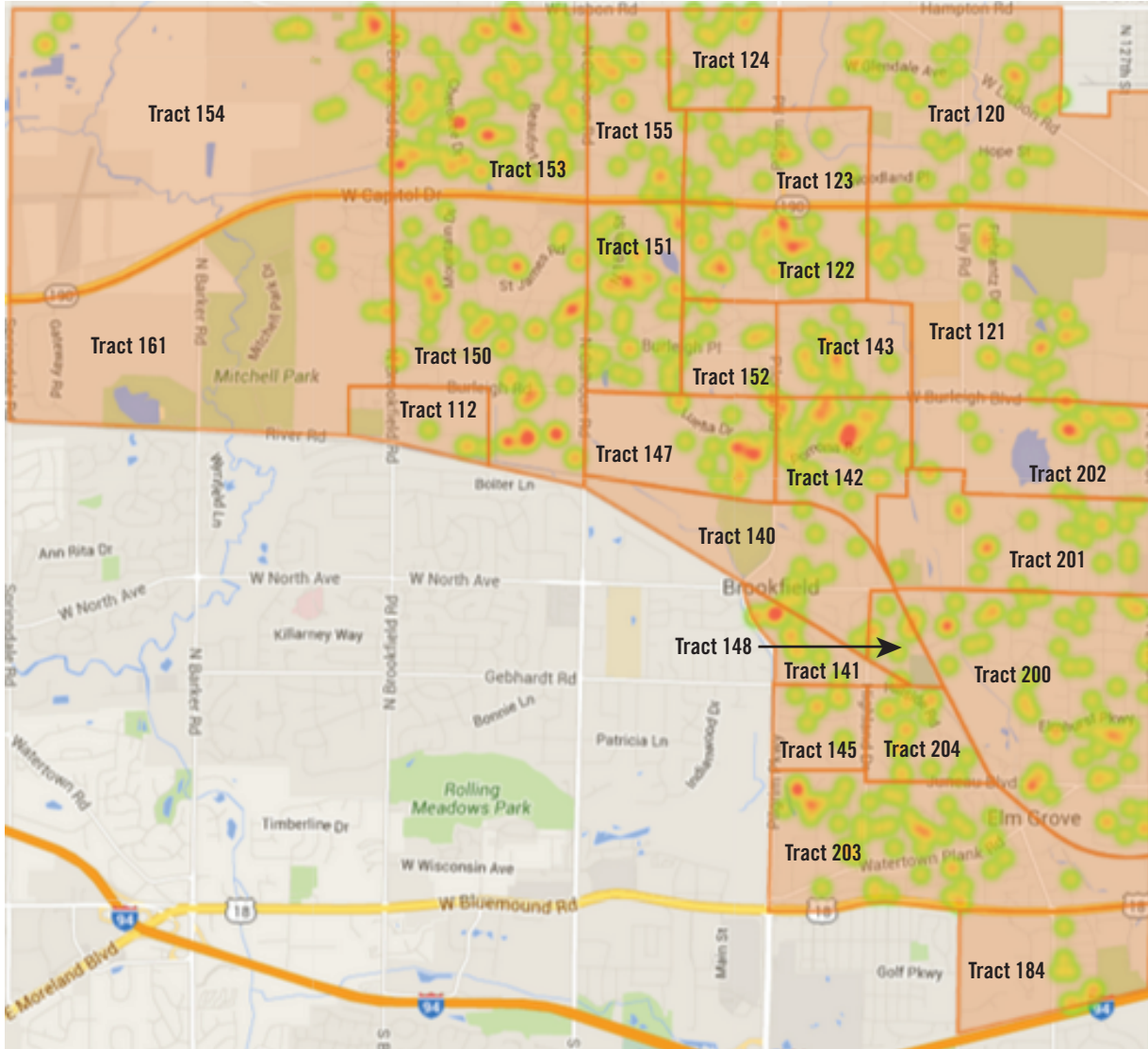
\* Resident Projections: Kemp, Sarah. Applied Population Lab. School Enrollment Projection Series: School District of Elmbrook, "Planning for the Schools of Tomorrow"

## Average Class Size by Capacity



# Pilgrim Park Middle School

## 2015-16 Enrollment Heat Map by Tract



## 2015-16 Enrollment by Grade and Tract #

|                    | 6          | 7          | 8          | Grand Total |
|--------------------|------------|------------|------------|-------------|
| PPMS               | 274        | 259        | 252        | 785         |
| 111                |            |            | 1          | 1           |
| 112                | 2          | 1          | 1          | 4           |
| 120                | 13         | 15         | 10         | 38          |
| 121                | 11         | 9          | 12         | 32          |
| 122                | 12         | 6          | 13         | 31          |
| 123                | 6          | 1          | 10         | 17          |
| 124                | 2          | 7          | 8          | 17          |
| 130                |            | 1          | 1          | 2           |
| 131                | 1          | 2          |            | 3           |
| 132                | 2          |            |            | 2           |
| 140                | 6          | 3          | 1          | 10          |
| 141                | 5          | 4          | 6          | 15          |
| 142                | 15         | 15         | 11         | 41          |
| 143                | 8          | 8          | 5          | 21          |
| 144                |            | 1          | 1          | 2           |
| 145                | 4          | 2          | 1          | 7           |
| 146                | 1          | 2          |            | 3           |
| 147                | 6          | 7          | 8          | 21          |
| 148                | 4          | 1          | 4          | 9           |
| 150                | 19         | 18         | 31         | 68          |
| 151                | 16         | 20         | 8          | 44          |
| 152                | 3          | 1          | 5          | 9           |
| 153                | 24         | 31         | 23         | 78          |
| 154                | 4          | 9          | 11         | 24          |
| 155                | 10         | 5          | 6          | 21          |
| 161                | 4          | 3          |            | 7           |
| 164                |            |            | 1          | 1           |
| 180                | 1          |            | 1          | 2           |
| 182                |            |            | 1          | 1           |
| 184                | 2          | 3          | 4          | 9           |
| 200                | 22         | 22         | 16         | 60          |
| 201                | 8          | 10         | 6          | 24          |
| 202                | 10         | 7          | 4          | 21          |
| 203                | 25         | 16         | 10         | 51          |
| 204                | 8          | 3          | 5          | 16          |
| 999                | 20         | 26         | 27         | 73          |
| <b>Grand Total</b> | <b>274</b> | <b>259</b> | <b>252</b> | <b>785</b>  |

## Pilgrim Park Middle School Market Share Trend

Information presented uses 3rd Friday enrollment data. Best efforts were made to attribute correct household (tract) information to enrollments, with families moving within the District during the school year providing the greatest challenge. The reliability for this report is approximately 98% for all five years.

| Tract | 2011-12 |     |     | 2012-13 |     |     | 2013-14 |     |     | 2014-15 |     |     | 2015-16 |     |     |
|-------|---------|-----|-----|---------|-----|-----|---------|-----|-----|---------|-----|-----|---------|-----|-----|
|       | %       | Pub | Pri | %       | Pub | Pri | %       | Pub | Pri | %       | Pub | Pri | %       | Pub | Pri |
| 112   | 100     | 4   | 0   | 100     | 6   | 0   | 100     | 7   | 0   | 100     | 6   | 0   | 100     | 8   | 0   |
| 120   | 80      | 44  | 11  | 79      | 42  | 11  | 80      | 33  | 8   | 83      | 34  | 7   | 75      | 36  | 12  |
| 121   | 79      | 30  | 8   | 78      | 28  | 8   | 71      | 30  | 12  | 77      | 27  | 8   | 80      | 32  | 8   |
| 122   | 80      | 16  | 4   | 71      | 12  | 5   | 83      | 19  | 4   | 88      | 22  | 3   | 83      | 33  | 7   |
| 123   | 69      | 20  | 9   | 74      | 20  | 7   | 74      | 23  | 8   | 79      | 15  | 4   | 78      | 18  | 5   |
| 124   | 79      | 15  | 4   | 65      | 11  | 6   | 67      | 12  | 6   | 75      | 15  | 5   | 81      | 17  | 4   |
| 140   | 94      | 15  | 1   | 94      | 16  | 1   | 91      | 10  | 1   | 58      | 7   | 5   | 71      | 10  | 4   |
| 141   | 44      | 4   | 5   | 75      | 9   | 3   | 80      | 12  | 3   | 73      | 16  | 6   | 68      | 13  | 6   |
| 142   | 73      | 29  | 11  | 76      | 31  | 10  | 74      | 35  | 12  | 76      | 37  | 12  | 80      | 41  | 10  |
| 143   | 86      | 25  | 4   | 85      | 28  | 5   | 89      | 24  | 3   | 88      | 21  | 3   | 80      | 20  | 5   |
| 145   | 75      | 9   | 3   | 85      | 11  | 2   | 78      | 7   | 2   | 86      | 6   | 1   | 89      | 8   | 1   |
| 147   | 60      | 9   | 6   | 63      | 10  | 6   | 74      | 14  | 5   | 74      | 17  | 6   | 75      | 21  | 7   |
| 148   | 44      | 4   | 5   | 57      | 4   | 3   | 67      | 6   | 3   | 67      | 4   | 2   | 88      | 7   | 1   |
| 150   | 61      | 56  | 36  | 66      | 55  | 28  | 68      | 58  | 27  | 76      | 65  | 20  | 75      | 68  | 23  |
| 151   | 83      | 34  | 7   | 78      | 29  | 8   | 71      | 25  | 10  | 81      | 39  | 9   | 79      | 44  | 12  |
| 152   | 70      | 7   | 3   | 70      | 7   | 3   | 79      | 11  | 3   | 75      | 9   | 3   | 69      | 9   | 4   |
| 153   | 75      | 64  | 21  | 77      | 63  | 19  | 82      | 74  | 16  | 82      | 74  | 16  | 83      | 76  | 16  |
| 154   | 68      | 23  | 11  | 55      | 18  | 15  | 56      | 23  | 18  | 56      | 23  | 18  | 47      | 23  | 26  |
| 155   | 86      | 12  | 2   | 88      | 14  | 2   | 78      | 14  | 4   | 63      | 12  | 7   | 75      | 21  | 7   |
| 161   | 31      | 9   | 20  | 35      | 6   | 11  | 43      | 6   | 8   | 67      | 8   | 4   | 58      | 7   | 5   |
| 184   | 86      | 6   | 1   | 83      | 5   | 1   | 86      | 6   | 1   | 78      | 7   | 2   | 64      | 9   | 5   |
| 200   | 66      | 77  | 40  | 70      | 77  | 33  | 66      | 70  | 36  | 66      | 65  | 34  | 56      | 59  | 47  |
| 201   | 65      | 17  | 9   | 72      | 23  | 9   | 75      | 24  | 8   | 73      | 27  | 10  | 77      | 27  | 8   |
| 202   | 65      | 11  | 6   | 74      | 14  | 5   | 67      | 14  | 7   | 77      | 17  | 5   | 71      | 20  | 8   |
| 203   | 52      | 46  | 42  | 60      | 49  | 32  | 66      | 51  | 26  | 67      | 49  | 24  | 63      | 52  | 30  |
| 204   | 50      | 6   | 6   | 50      | 6   | 6   | 63      | 10  | 6   | 53      | 10  | 9   | 55      | 16  | 13  |

# Wisconsin Hills Middle School

## Feeder System

**BROOKFIELD CENTRAL HIGH SCHOOL**

ACT Scores 2014-15:  
 Statewide: 23.6  
 Seniors: 25.3

**WISCONSIN HILLS MIDDLE SCHOOL**

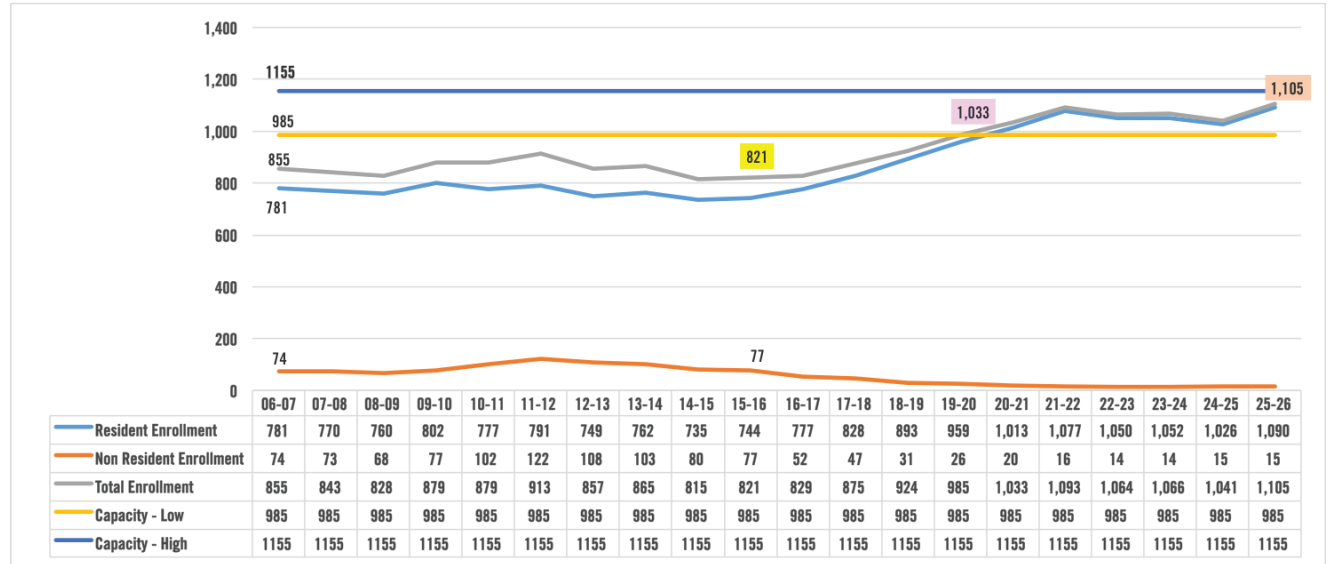
DPI School Report Card:  
 Year: 2013-14  
 Score: 84.6  
 Rating: Significantly Exceeds

**BROOKFIELD ELEMENTARY SCHOOL**

**SWANSON ELEMENTARY SCHOOL**

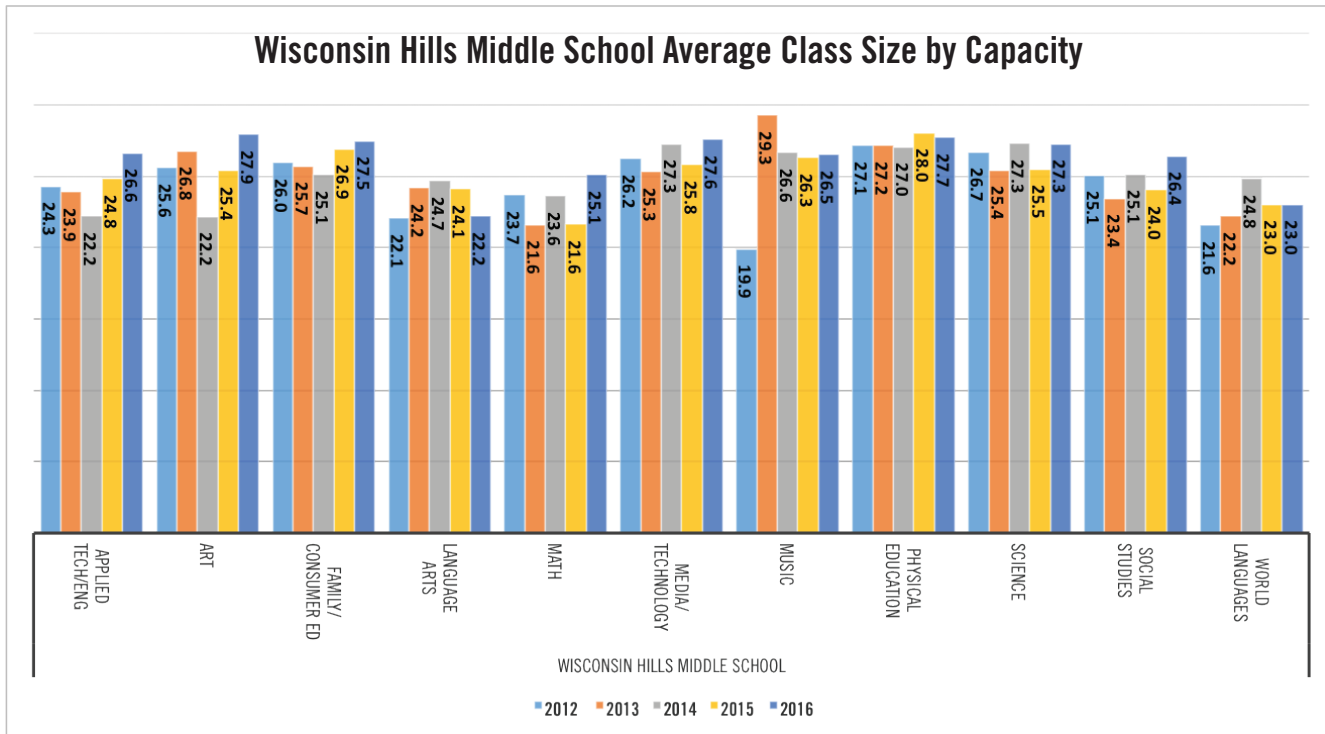
The State of Wisconsin suspended the school report card in 2014-15.

## Enrollment & Capacity



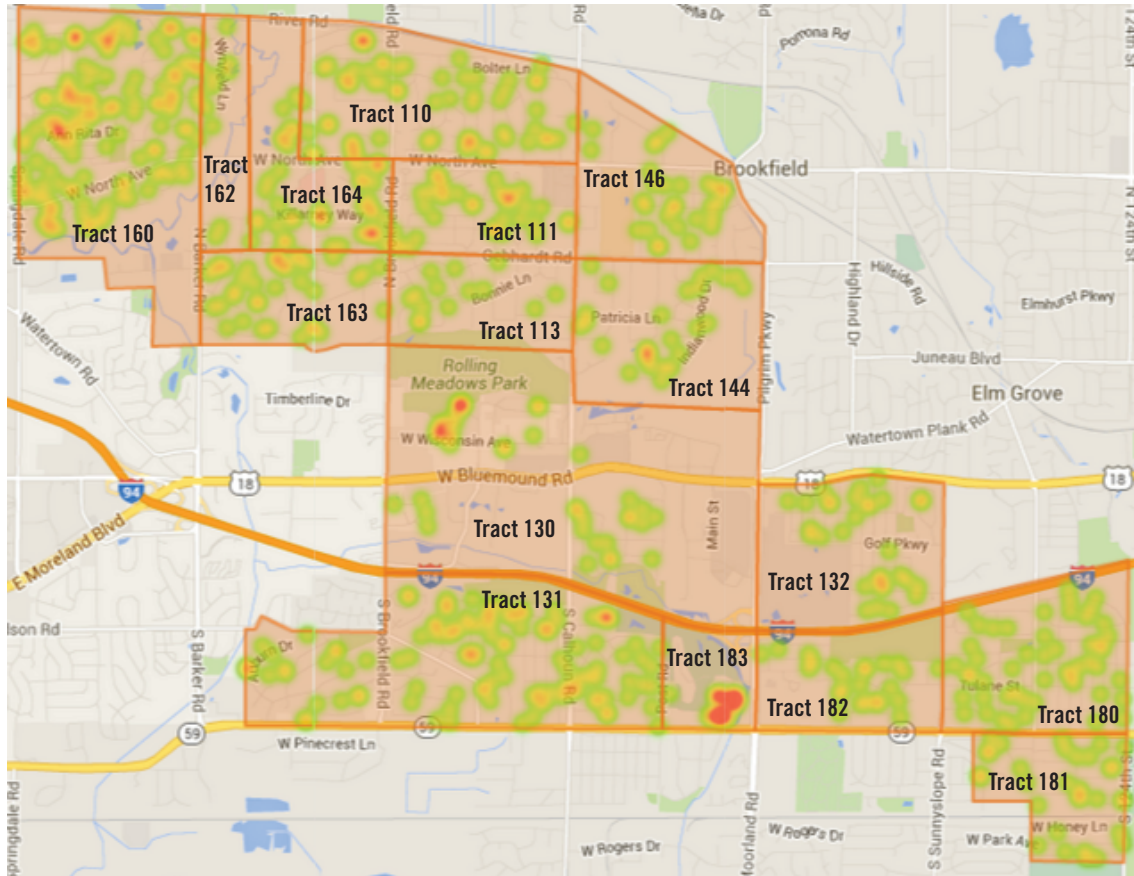
\* Resident Projections: Kemp, Sarah. Applied Population Lab. School Enrollment Projection Series: School District of Elmbrook, "Planning for the Schools of Tomorrow"

## Wisconsin Hills Middle School Average Class Size by Capacity



# Wisconsin Hills Middle School

## 2015-16 Enrollment Heat Map by Tract



## 2015-16 Enrollment by Grade and Tract #

|                    | 6          | 7          | 8          | Grand Total |
|--------------------|------------|------------|------------|-------------|
| <b>WHMS</b>        | <b>269</b> | <b>263</b> | <b>291</b> | <b>823</b>  |
| 110                | 24         | 19         | 17         | 60          |
| 111                | 10         | 11         | 15         | 36          |
| 112                | 2          | 2          |            | 4           |
| 113                | 5          | 1          | 7          | 13          |
| 121                | 1          |            |            | 1           |
| 122                |            | 1          |            | 1           |
| 123                |            |            | 1          | 1           |
| 130                | 15         | 16         | 13         | 44          |
| 131                | 42         | 36         | 37         | 115         |
| 132                | 10         | 10         | 9          | 29          |
| 142                |            | 1          |            | 1           |
| 143                | 1          |            |            | 1           |
| 144                | 11         | 9          | 6          | 26          |
| 145                |            |            | 1          | 1           |
| 146                | 5          | 9          | 15         | 29          |
| 150                |            | 2          | 2          | 4           |
| 153                |            |            | 1          | 1           |
| 154                | 1          |            |            | 1           |
| 160                | 43         | 41         | 53         | 137         |
| 162                | 2          | 7          | 2          | 11          |
| 163                | 17         | 11         | 9          | 37          |
| 164                | 16         | 14         | 16         | 46          |
| 180                | 14         | 20         | 17         | 51          |
| 181                | 9          | 11         | 14         | 34          |
| 182                | 6          | 10         | 7          | 23          |
| 183                | 13         | 14         | 9          | 36          |
| 201                |            | 1          | 1          | 2           |
| 999                | 22         | 17         | 39         | 78          |
| <b>Grand Total</b> | <b>269</b> | <b>263</b> | <b>291</b> | <b>823</b>  |

## Wisconsin Hills Middle School Market Share Trend

Information presented uses 3rd Friday enrollment data. Best efforts were made to attribute correct household (tract) information to enrollments, with families moving within the District during the school year providing the greatest challenge. The reliability for this report is approximately 98% for all five years.

| Tract | 2011-12 |     |     | 2012-13 |     |     | 2013-14 |     |     | 2014-15 |     |     | 2015-16 |     |     |
|-------|---------|-----|-----|---------|-----|-----|---------|-----|-----|---------|-----|-----|---------|-----|-----|
|       | %       | Pub | Pri | %       | Pub | Pri | %       | Pub | Pri | %       | Pub | Pri | %       | Pub | Pri |
| 110   | 84      | 68  | 13  | 82      | 61  | 13  | 77      | 46  | 14  | 78      | 47  | 13  | 82      | 62  | 14  |
| 111   | 70      | 39  | 17  | 69      | 38  | 17  | 65      | 41  | 22  | 64      | 35  | 20  | 62      | 33  | 20  |
| 113   | 74      | 28  | 0   | 71      | 22  | 9   | 74      | 23  | 8   | 79      | 15  | 4   | 76      | 13  | 4   |
| 130   | 89      | 31  | 4   | 87      | 34  | 5   | 85      | 34  | 6   | 84      | 37  | 7   | 85      | 46  | 8   |
| 131   | 72      | 88  | 35  | 71      | 91  | 37  | 71      | 89  | 37  | 77      | 105 | 31  | 81      | 113 | 27  |
| 132   | 69      | 25  | 11  | 69      | 20  | 9   | 75      | 24  | 8   | 81      | 26  | 6   | 77      | 30  | 9   |
| 144   | 71      | 17  | 7   | 78      | 18  | 5   | 73      | 22  | 8   | 74      | 26  | 9   | 76      | 28  | 9   |
| 146   | 83      | 29  | 6   | 81      | 26  | 6   | 91      | 30  | 3   | 84      | 32  | 6   | 84      | 32  | 6   |
| 160   | 71      | 115 | 47  | 69      | 101 | 46  | 74      | 112 | 39  | 81      | 122 | 29  | 79      | 134 | 36  |
| 162   | 72      | 13  | 5   | 82      | 14  | 3   | 63      | 12  | 7   | 60      | 12  | 8   | 43      | 9   | 12  |
| 163   | 73      | 40  | 15  | 80      | 44  | 11  | 76      | 39  | 12  | 76      | 38  | 12  | 70      | 37  | 16  |
| 164   | 67      | 33  | 16  | 62      | 29  | 18  | 73      | 37  | 14  | 73      | 33  | 12  | 83      | 45  | 9   |
| 180   | 88      | 50  | 7   | 90      | 55  | 6   | 86      | 55  | 9   | 85      | 57  | 10  | 81      | 51  | 12  |
| 181   | 89      | 25  | 3   | 81      | 21  | 5   | 84      | 27  | 5   | 86      | 32  | 5   | 88      | 35  | 5   |
| 182   | 84      | 16  | 3   | 82      | 23  | 5   | 81      | 22  | 5   | 81      | 26  | 6   | 85      | 23  | 4   |
| 183   | 100     | 4   | 0   | 91      | 10  | 1   | 87      | 13  | 2   | 92      | 22  | 2   | 100     | 35  | 0   |

# Brookfield Central High School

## Feeder System

**BROOKFIELD CENTRAL HIGH SCHOOL**

ACT Scores 2014-15:  
 Statewide: 23.6  
 Seniors: 25.3

**WISCONSIN HILLS MIDDLE SCHOOL**

DPI School Report Card:

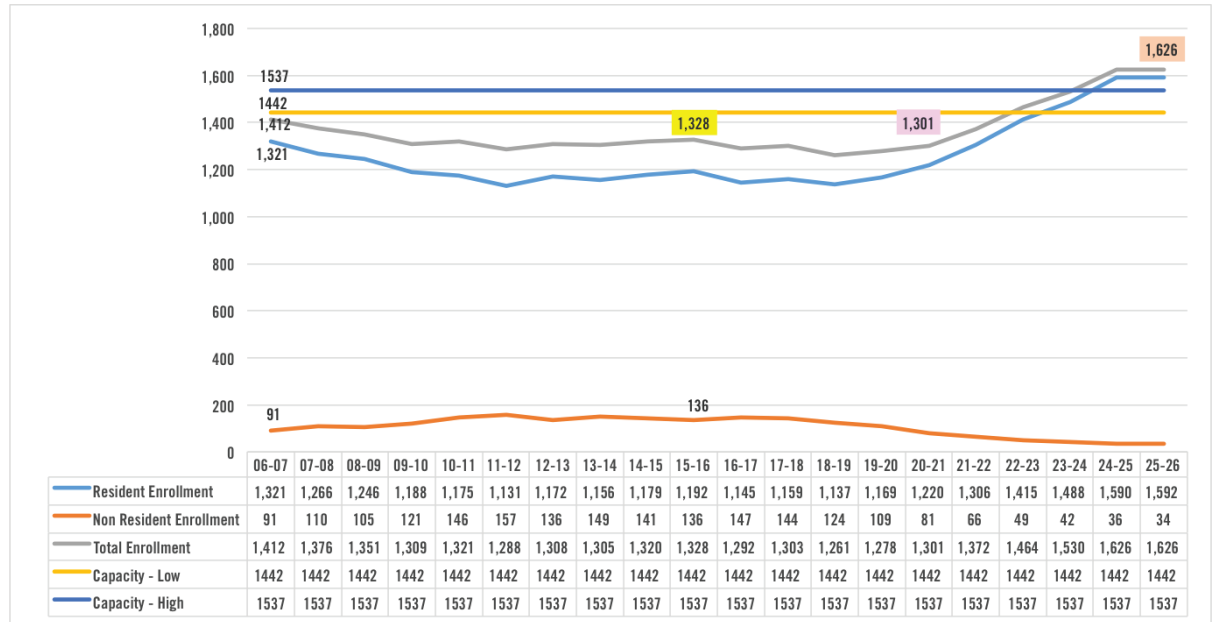
| Year    | Score | Rating                |
|---------|-------|-----------------------|
| 2013-14 | 84.6  | Significantly Exceeds |

**BROOKFIELD ELEMENTARY SCHOOL**

**SWANSON ELEMENTARY SCHOOL**

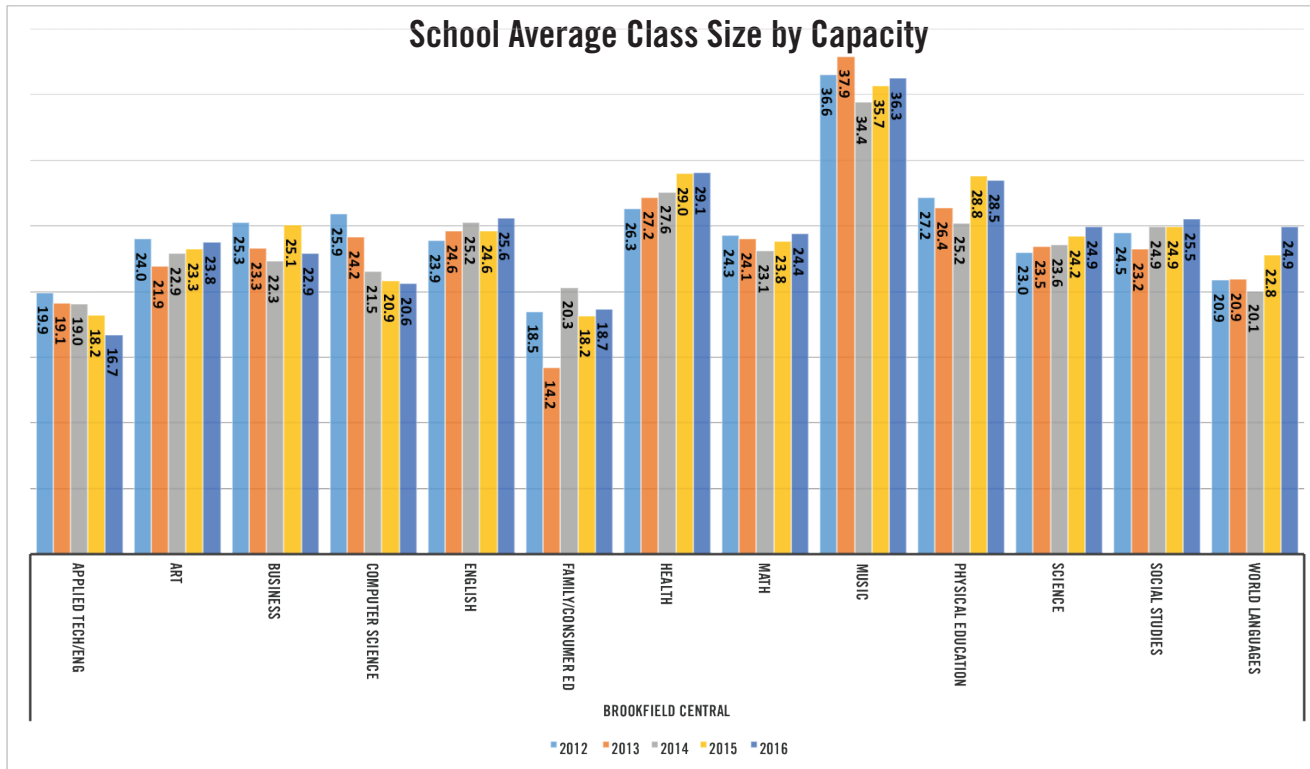
The State of Wisconsin suspended the school report card in 2014-15.

## Enrollment & Capacity



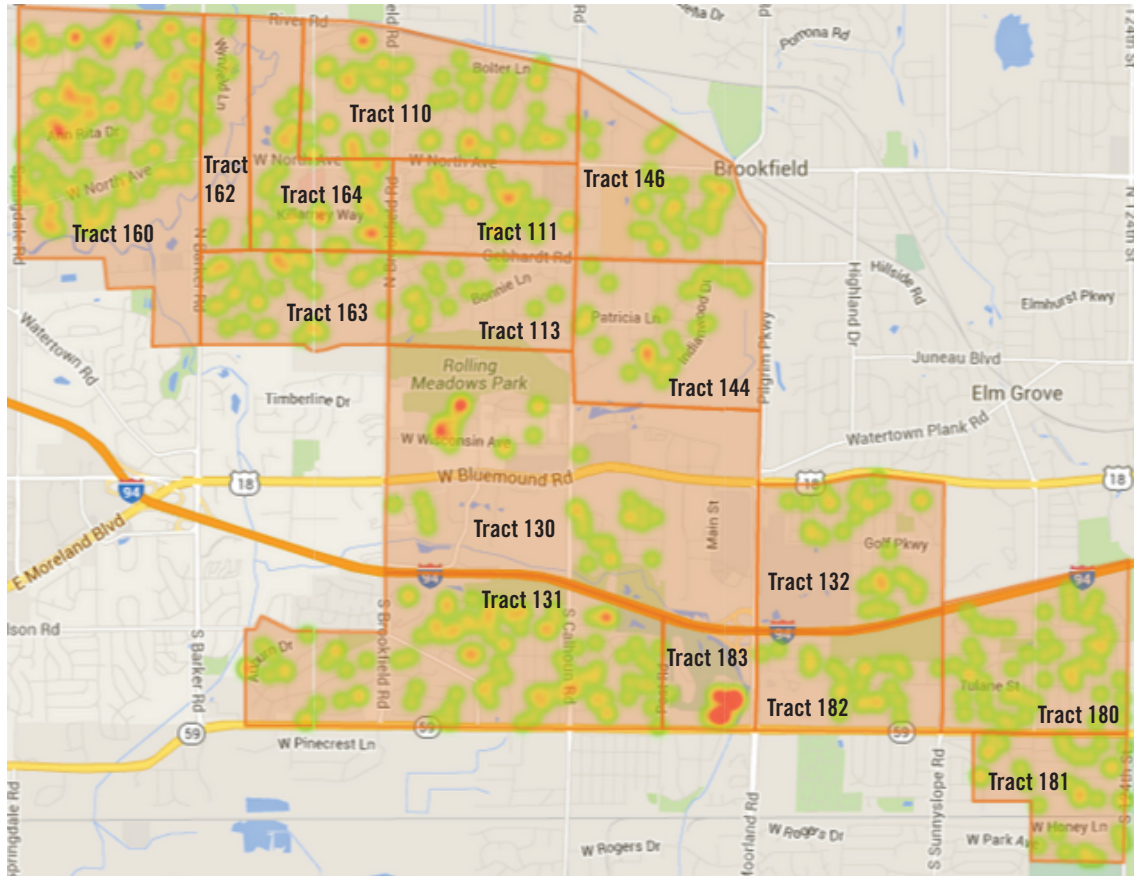
\* Resident Projections: Kemp, Sarah. Applied Population Lab. School Enrollment Projection Series: School District of Elmbrook, "Planning for the Schools of Tomorrow"

## School Average Class Size by Capacity



# Brookfield Central High School

## 2015-16 Enrollment Heat Map by Tract



## 2015-16 Enrollment by Grade and Tract #

|                    | 9          | 10         | 11         | 12         | Grand Total |
|--------------------|------------|------------|------------|------------|-------------|
| <b>BCHS</b>        | <b>308</b> | <b>351</b> | <b>306</b> | <b>366</b> | <b>1331</b> |
| 110                | 26         | 26         | 33         | 32         | 117         |
| 111                | 17         | 29         | 20         | 21         | 87          |
| 112                | 3          | 2          | 1          | 2          | 8           |
| 113                | 9          | 13         | 9          | 15         | 46          |
| 120                |            |            | 2          |            | 2           |
| 121                |            | 1          |            |            | 1           |
| 122                |            | 1          |            | 1          | 2           |
| 123                |            |            | 2          |            | 2           |
| 130                | 18         | 17         | 18         | 17         | 70          |
| 131                | 40         | 37         | 34         | 38         | 149         |
| 132                | 10         | 10         | 11         | 16         | 47          |
| 144                | 11         | 9          | 5          | 11         | 36          |
| 146                | 8          | 11         | 9          | 15         | 43          |
| 147                |            |            |            | 1          | 1           |
| 150                | 2          | 3          | 1          | 1          | 7           |
| 151                |            |            |            | 1          | 1           |
| 153                |            | 2          |            |            | 2           |
| 154                | 1          | 1          | 1          |            | 3           |
| 155                |            |            | 1          |            | 1           |
| 160                | 46         | 54         | 45         | 57         | 202         |
| 161                |            |            |            | 2          | 2           |
| 162                | 6          | 8          | 3          | 5          | 22          |
| 163                | 23         | 15         | 14         | 29         | 81          |
| 164                | 6          | 19         | 12         | 17         | 54          |
| 180                | 25         | 19         | 18         | 18         | 80          |
| 181                | 11         | 11         | 9          | 13         | 44          |
| 182                | 14         | 6          | 10         | 8          | 38          |
| 183                | 9          | 11         | 4          | 8          | 32          |
| 200                |            |            |            | 1          | 1           |
| 201                |            |            |            | 1          | 1           |
| 202                |            |            | 1          |            | 1           |
| 203                |            | 4          | 1          | 3          | 8           |
| 999                | 23         | 42         | 42         | 33         | 140         |
| <b>Grand Total</b> | <b>308</b> | <b>351</b> | <b>306</b> | <b>366</b> | <b>1331</b> |

## Brookfield Central School Market Share Trend

Information presented uses 3rd Friday enrollment data. Best efforts were made to attribute correct household (tract) information to enrollments, with families moving within the District during the school year providing the greatest challenge. The reliability for this report is approximately 98% for all five years.

| Tract | 2011-12 |     |     | 2012-13 |     |     | 2013-14 |     |     | 2014-15 |     |     | 2015-16 |     |     |
|-------|---------|-----|-----|---------|-----|-----|---------|-----|-----|---------|-----|-----|---------|-----|-----|
|       | %       | Pub | Pri | %       | Pub | Pri | %       | Pub | Pri | %       | Pub | Pri | %       | Pub | Pri |
| 110   | 92      | 105 | 9   | 93      | 111 | 8   | 93      | 118 | 9   | 89      | 111 | 14  | 89      | 119 | 15  |
| 111   | 69      | 34  | 15  | 79      | 49  | 13  | 78      | 62  | 17  | 82      | 78  | 17  | 77      | 86  | 25  |
| 113   | 84      | 31  | 6   | 86      | 37  | 6   | 89      | 34  | 4   | 89      | 42  | 5   | 90      | 47  | 5   |
| 130   | 80      | 43  | 11  | 88      | 51  | 7   | 89      | 51  | 6   | 95      | 58  | 3   | 97      | 71  | 2   |
| 131   | 84      | 160 | 31  | 81      | 150 | 35  | 81      | 155 | 36  | 77      | 151 | 45  | 77      | 151 | 45  |
| 132   | 83      | 54  | 11  | 86      | 54  | 9   | 84      | 53  | 10  | 84      | 48  | 9   | 87      | 47  | 7   |
| 144   | 81      | 42  | 10  | 88      | 43  | 6   | 82      | 32  | 7   | 86      | 36  | 6   | 86      | 37  | 6   |
| 146   | 82      | 46  | 10  | 86      | 49  | 8   | 88      | 51  | 7   | 91      | 50  | 5   | 94      | 50  | 3   |
| 160   | 80      | 177 | 43  | 82      | 185 | 41  | 80      | 187 | 46  | 81      | 201 | 47  | 82      | 202 | 43  |
| 162   | 69      | 18  | 8   | 76      | 19  | 6   | 76      | 16  | 5   | 74      | 20  | 7   | 75      | 21  | 7   |
| 163   | 86      | 42  | 7   | 89      | 57  | 7   | 85      | 57  | 10  | 85      | 64  | 11  | 87      | 81  | 12  |
| 164   | 69      | 44  | 20  | 72      | 47  | 18  | 73      | 46  | 17  | 78      | 52  | 15  | 74      | 55  | 19  |
| 180   | 86      | 72  | 12  | 89      | 70  | 9   | 91      | 72  | 7   | 91      | 80  | 8   | 89      | 83  | 10  |
| 181   | 91      | 40  | 4   | 89      | 40  | 5   | 82      | 41  | 9   | 81      | 39  | 9   | 89      | 47  | 6   |
| 182   | 78      | 28  | 8   | 82      | 27  | 6   | 86      | 30  | 5   | 86      | 30  | 5   | 90      | 38  | 4   |
| 183   | 86      | 6   | 1   | 100     | 8   | 0   | 100     | 12  | 0   | 100     | 18  | 0   | 92      | 33  | 3   |

# Brookfield East High School

## Feeder System

**BROOKFIELD EAST HIGH SCHOOL**

ACT Scores 2014-15:  
 Statewide: 24.2  
 Seniors: 25.7

**PILGRIM PARK MIDDLE SCHOOL**

DPI School Report Card:  
 Year: 2013-14  
 Score: 84.6  
 Rating: Significantly Exceeds

**BURLEIGH  
ELEMENTARY  
SCHOOL**

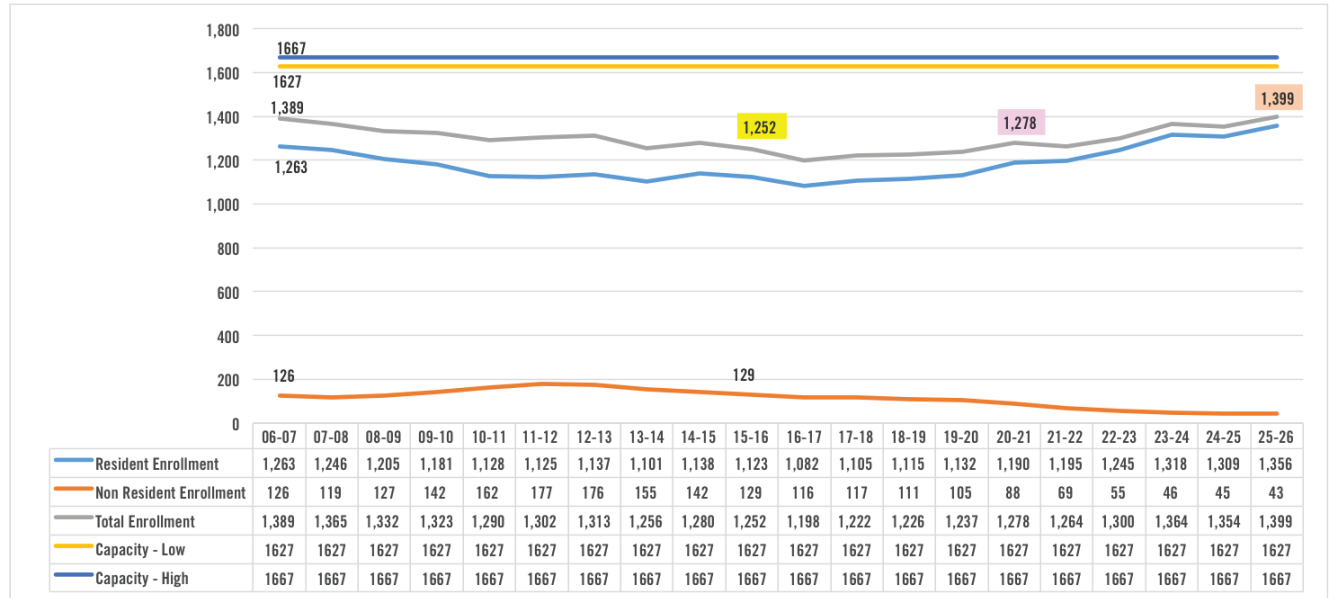
**\*DIXON  
ELEMENTARY  
SCHOOL**

**TONAWANDA  
ELEMENTARY  
SCHOOL**

The State of Wisconsin suspended the school report card in 2014-15.

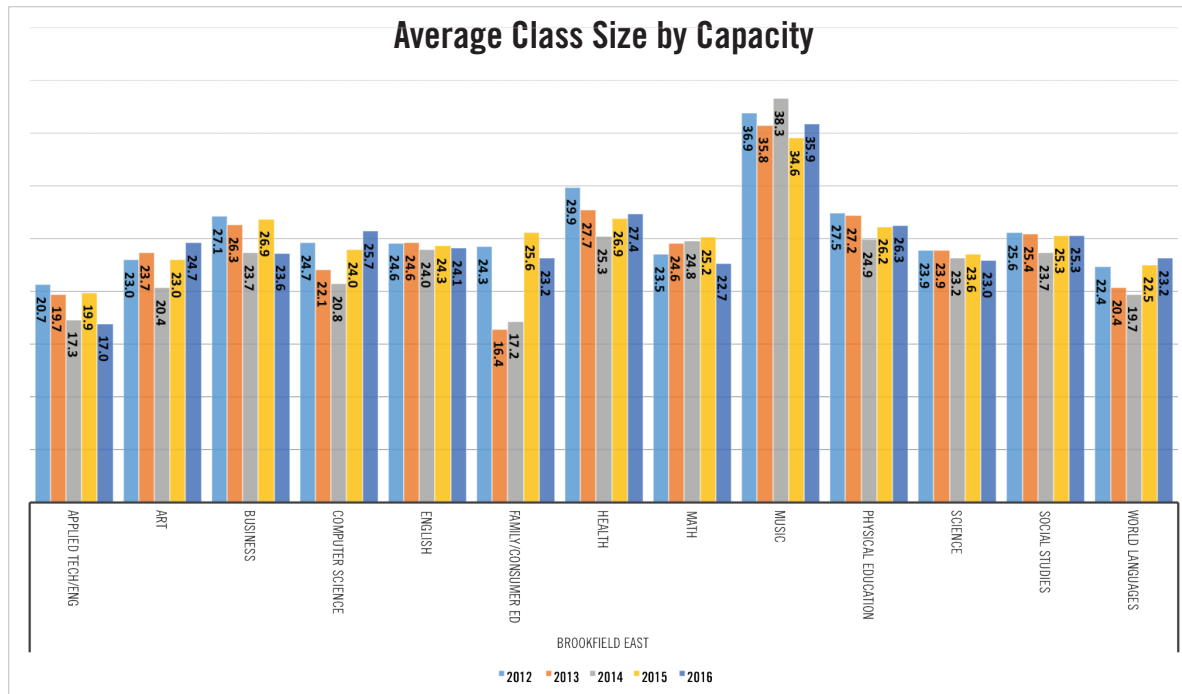
\*Tract 146 at Dixon attends Wisconsin Hills & Brookfield Central. The option to attend Pilgrim Park & Brookfield East is available but must provide own transportation.

## Enrollment & Capacity



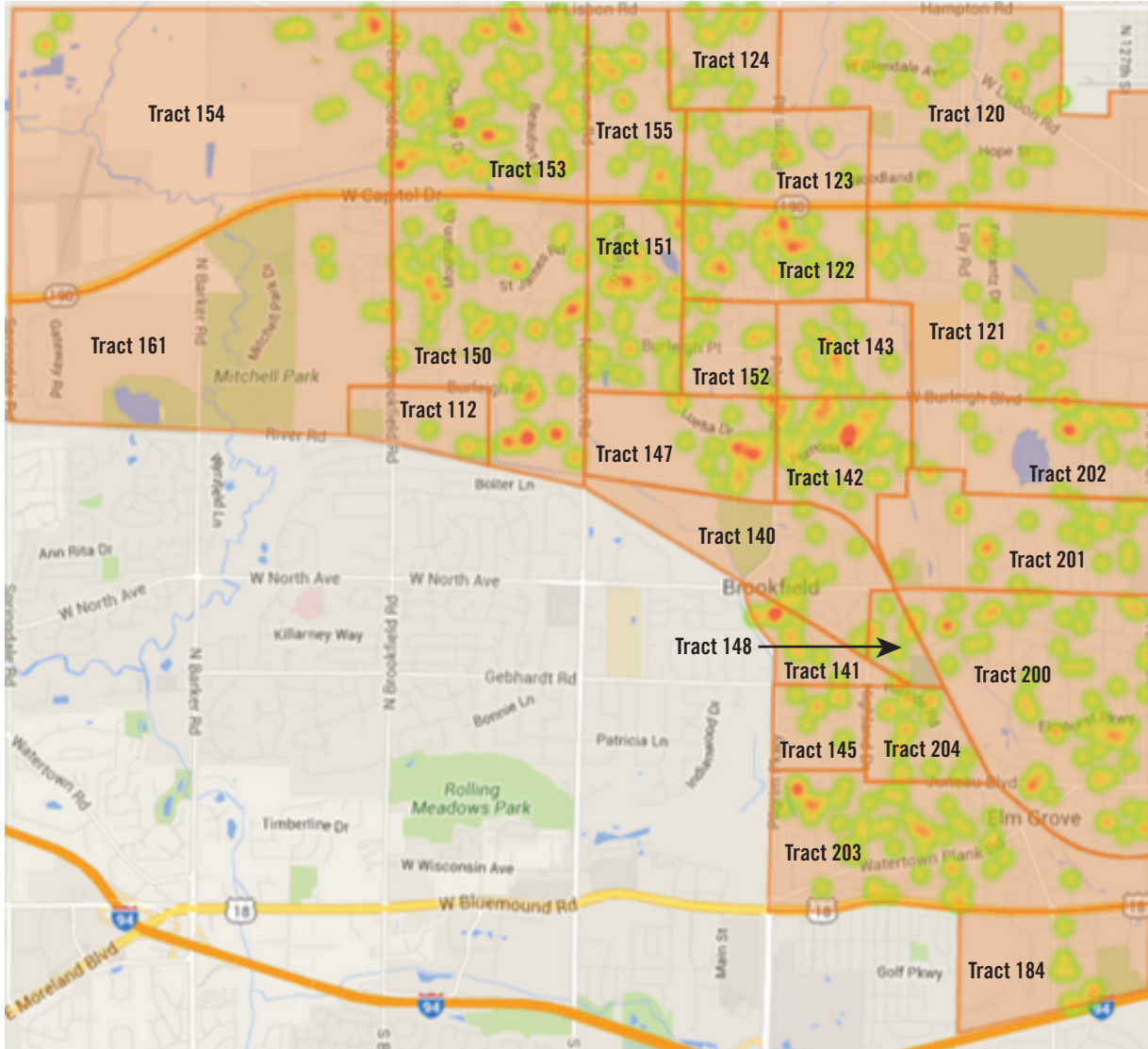
\* Resident Projections: Kemp, Sarah. Applied Population Lab. School Enrollment Projection Series: School District of Elmbrook, "Planning for the Schools of Tomorrow"

## Average Class Size by Capacity



# Brookfield East High School

## 2015-16 Enrollment Heat Map by Tract



## 2015-16 Enrollment by Grade and Tract #

|                    | 9          | 10         | 11         | 12         | Grand Total |
|--------------------|------------|------------|------------|------------|-------------|
| <b>BEHS</b>        | <b>296</b> | <b>331</b> | <b>287</b> | <b>354</b> | <b>1268</b> |
| 110                | 2          |            | 3          | 2          | 7           |
| 111                | 1          |            |            | 2          | 3           |
| 112                |            | 1          |            |            | 1           |
| 113                | 1          | 1          |            |            | 2           |
| 120                | 13         | 24         | 20         | 13         | 70          |
| 121                | 11         | 14         | 10         | 13         | 48          |
| 122                | 5          | 5          | 6          | 7          | 23          |
| 123                | 6          | 14         | 11         | 7          | 38          |
| 124                | 3          | 4          | 9          | 9          | 25          |
| 130                | 1          |            |            | 2          | 3           |
| 131                | 1          | 1          | 1          | 3          | 6           |
| 132                |            |            |            | 1          | 1           |
| 140                | 5          | 5          | 8          | 4          | 22          |
| 141                | 6          | 1          | 2          | 4          | 13          |
| 142                | 15         | 13         | 10         | 17         | 55          |
| 143                | 13         | 14         | 11         | 12         | 50          |
| 144                |            |            |            | 2          | 2           |
| 145                | 3          | 3          | 5          | 4          | 15          |
| 146                | 3          |            | 3          |            | 6           |
| 147                | 5          | 5          | 3          | 1          | 14          |
| 148                |            | 4          | 1          | 2          | 7           |
| 150                | 28         | 26         | 33         | 31         | 118         |
| 151                | 14         | 8          | 14         | 15         | 51          |
| 152                | 3          | 6          | 1          | 3          | 13          |
| 153                | 30         | 33         | 21         | 31         | 115         |
| 154                | 9          | 14         | 8          | 12         | 43          |
| 155                | 4          | 9          | 8          | 7          | 28          |
| 160                |            |            |            | 3          | 3           |
| 161                | 7          | 5          | 2          | 9          | 23          |
| 164                | 2          | 1          |            | 2          | 5           |
| 180                |            | 1          |            | 2          | 3           |
| 181                |            |            |            | 1          | 1           |
| 183                | 1          |            |            | 1          | 2           |
| 184                | 2          | 3          | 2          | 3          | 10          |
| 200                | 29         | 36         | 29         | 43         | 137         |
| 201                | 14         | 9          | 11         | 11         | 45          |
| 202                | 8          | 9          | 8          | 8          | 33          |
| 203                | 26         | 23         | 14         | 20         | 83          |
| 204                | 2          | 7          | 1          | 2          | 12          |
| 999                | 23         | 32         | 32         | 45         | 132         |
| <b>Grand Total</b> | <b>296</b> | <b>331</b> | <b>287</b> | <b>354</b> | <b>1268</b> |

## Brookfield East School Market Share Trend

Information presented uses 3rd Friday enrollment data. Best efforts were made to attribute correct household (tract) information to enrollments, with families moving within the District during the school year providing the greatest challenge. The reliability for this report is approximately 98% for all five years.

| Tract | 2011-12 |     |     | 2012-13 |     |     | 2013-14 |     |     | 2014-15 |     |     | 2015-16 |     |     |
|-------|---------|-----|-----|---------|-----|-----|---------|-----|-----|---------|-----|-----|---------|-----|-----|
|       | %       | Pub | Pri | %       | Pub | Pri | %       | Pub | Pri | %       | Pub | Pri | %       | Pub | Pri |
| 112   | 88      | 7   | 1   | 100     | 7   | 0   | 100     | 6   | 0   | 100     | 7   | 0   | 90      | 9   | 1   |
| 120   | 85      | 83  | 15  | 83      | 75  | 15  | 85      | 71  | 13  | 86      | 73  | 12  | 85      | 69  | 12  |
| 121   | 75      | 64  | 21  | 83      | 62  | 13  | 79      | 49  | 13  | 81      | 54  | 13  | 88      | 49  | 7   |
| 122   | 72      | 26  | 10  | 77      | 27  | 8   | 86      | 25  | 4   | 87      | 26  | 4   | 89      | 24  | 3   |
| 123   | 79      | 38  | 10  | 76      | 32  | 10  | 76      | 31  | 10  | 78      | 38  | 11  | 87      | 39  | 6   |
| 124   | 71      | 22  | 9   | 82      | 27  | 6   | 80      | 28  | 7   | 82      | 27  | 6   | 83      | 25  | 5   |
| 140   | 87      | 20  | 3   | 87      | 20  | 3   | 83      | 25  | 5   | 81      | 22  | 5   | 73      | 22  | 8   |
| 141   | 64      | 14  | 8   | 65      | 13  | 7   | 67      | 14  | 7   | 60      | 9   | 6   | 72      | 13  | 5   |
| 142   | 84      | 51  | 10  | 85      | 50  | 9   | 87      | 48  | 7   | 87      | 54  | 8   | 89      | 55  | 7   |
| 143   | 90      | 35  | 4   | 92      | 35  | 3   | 92      | 36  | 3   | 94      | 44  | 3   | 96      | 49  | 2   |
| 145   | 53      | 10  | 9   | 58      | 11  | 8   | 82      | 14  | 3   | 81      | 13  | 3   | 88      | 15  | 2   |
| 147   | 74      | 28  | 10  | 70      | 26  | 11  | 66      | 19  | 10  | 67      | 18  | 9   | 75      | 15  | 5   |
| 148   | 78      | 7   | 2   | 75      | 6   | 2   | 78      | 7   | 2   | 82      | 9   | 2   | 70      | 7   | 3   |
| 150   | 74      | 71  | 25  | 79      | 92  | 24  | 82      | 107 | 23  | 82      | 112 | 24  | 84      | 122 | 23  |
| 151   | 80      | 47  | 12  | 83      | 53  | 11  | 80      | 52  | 13  | 80      | 52  | 13  | 87      | 52  | 8   |
| 152   | 83      | 19  | 4   | 88      | 22  | 3   | 86      | 18  | 3   | 95      | 19  | 1   | 93      | 13  | 1   |
| 153   | 83      | 103 | 21  | 83      | 110 | 23  | 84      | 110 | 21  | 87      | 113 | 17  | 86      | 116 | 19  |
| 154   | 66      | 31  | 16  | 64      | 32  | 18  | 63      | 29  | 17  | 69      | 35  | 16  | 71      | 46  | 19  |
| 155   | 74      | 20  | 7   | 79      | 23  | 6   | 88      | 28  | 4   | 88      | 29  | 4   | 94      | 29  | 2   |
| 161   | 47      | 18  | 20  | 46      | 21  | 25  | 43      | 17  | 23  | 49      | 19  | 20  | 55      | 23  | 19  |
| 184   | 78      | 7   | 2   | 73      | 8   | 3   | 71      | 10  | 4   | 73      | 8   | 3   | 73      | 8   | 3   |
| 200   | 71      | 106 | 43  | 73      | 118 | 44  | 77      | 131 | 39  | 78      | 144 | 40  | 81      | 137 | 33  |
| 201   | 81      | 39  | 9   | 82      | 40  | 9   | 85      | 40  | 7   | 83      | 39  | 8   | 84      | 46  | 9   |
| 202   | 84      | 31  | 6   | 86      | 31  | 5   | 90      | 27  | 3   | 86      | 30  | 5   | 94      | 33  | 2   |
| 203   | 55      | 61  | 50  | 50      | 54  | 53  | 50      | 55  | 55  | 59      | 75  | 52  | 61      | 89  | 57  |
| 204   | 55      | 6   | 5   | 42      | 5   | 7   | 50      | 7   | 7   | 62      | 13  | 8   | 41      | 12  | 17  |